



Prefab holes for accessories mounting (limit switch, pilot valve, protection carter)

Anti-corrosion coating




Profile steel support plates for better structural rigidity




Easy access PTFE gland pack



Easy mounting indicator for limit switch boxes



Replaceable seat



Reinforce tightness NBR or EPDM



Bronze stem nut for non-rising rotating stem



178 - 179



ISO 9001

3.1